

# QE95-MB

95 mm Ø, 15 µJ - 250 J



## KEY FEATURES

- > **MODULAR CONCEPT**  
Increase the power capability of your detector.  
2 different cooling modules
- > **EXTRA LARGE APERTURE**  
Effective aperture of 95 mm Ø
- > **QED ATTENUATOR AVAILABLE**
  - Measure up to 5X higher energies
  - Available with optional calibration, all wavelengths between 532 & 1064 nm, or single wavelength
- > **LOW NOISE LEVEL**
- > **TEST TARGET INCLUDED**

## OUTPUT OPTIONS

- > **SMART INTERFACE**  
Containing all the calibration data
- > **integra ALL-IN-ONE-METER**  
Connects directly to a PC  
Three models available:
  - USB output (-INT)
  - RS-232 output (-IDR)
  - USB with external trigger (-INE)

## COMPATIBLE DISPLAYS & PC INTERFACES



MIRO ALTITUDE



MAESTRO



U-LINK



M-LINK



S-LINK

## ACCESSORIES



Stand with delrin post  
(200428, For -S model)



Stand with delrin post  
(201284, For -H model)



DB15 to BNC adaptor



QED-95 attenuator








Pelican carrying case

# QE95-MB

## Specifications

CE NIST\*  
Traceable  
\*Also traceable to NRC-CNRC



	QE95LP-S-MB	QE95LP-S-MB-QED	QE95LP-H-MB	QE95LP-H-MB-QED	QE95ELP-H-MB
<b>MAX MEASURABLE ENERGY <sup>a</sup></b>	35 J	250 J	35 J	250 J	70 J
<b>MAX REPETITION FREQUENCY</b>	40 Hz	40 Hz	40 Hz	40 Hz	10 Hz
<b>EFFECTIVE APERTURE</b>	95 mm $\phi$	90 mm $\phi$	95 mm $\phi$	90 mm $\phi$	95 mm $\phi$
<b>MEASUREMENT CAPABILITY</b>					
<b>Spectral range</b>	0.19 - 20 $\mu\text{m}$	0.3 - 2.1 $\mu\text{m}$	0.19 - 20 $\mu\text{m}$	0.3 - 2.1 $\mu\text{m}$	0.19 - 20 $\mu\text{m}$
<b>Calibrated spectral range <sup>b</sup></b>	0.248 - 2.1 $\mu\text{m}$	0.308 - 2.1 $\mu\text{m}$	0.248 - 2.1 $\mu\text{m}$	0.308 - 2.1 $\mu\text{m}$	0.248 - 2.1 $\mu\text{m}$
<b>Maximum measurable energy <sup>a</sup></b>					
1064 nm, 150 $\mu\text{s}$	35 J	250 J	35 J	250 J	70 J
1064 nm, 7 ns	35 J	150 J	35 J	150 J	35 J
266 nm, 7 ns	30 J	50 J	30 J	50 J	30 J
<b>Noise equivalent energy <sup>c</sup></b>	15 $\mu\text{J}$	30 $\mu\text{J}$	15 $\mu\text{J}$	30 $\mu\text{J}$	30 $\mu\text{J}$
<b>Max repetition frequency</b>	40 Hz	40 Hz	40 Hz	40 Hz	10 Hz
<b>Maximum pulse width (typical) <sup>d</sup></b>	1.5 ms	1.5 ms	1.5 ms	1.5 ms	5 ms
<b>Calibration uncertainty <sup>e</sup></b>	$\pm 3\%$	$\pm 3\%$	$\pm 3\%$	$\pm 3\%$	$\pm 3\%$
<b>Repeatability</b>	< 0.5%	< 0.5%	< 0.5%	< 0.5%	< 0.5%
<b>DAMAGE THRESHOLDS</b>					
<b>Maximum average power</b>	20 W	45 W	40 W	90 W	40 W
<b>Maximum energy density</b>					
1064 nm, 150 $\mu\text{s}$ , 10 Hz	1.2 J/cm <sup>2</sup>	14 J/cm <sup>2</sup>	1.2 J/cm <sup>2</sup>	14 J/cm <sup>2</sup>	1.2 J/cm <sup>2</sup>
1064 nm, 7 ns, single shot	0.6 J/cm <sup>2</sup>	16 J/cm <sup>2</sup>	0.6 J/cm <sup>2</sup>	16 J/cm <sup>2</sup>	0.6 J/cm <sup>2</sup>
1064 nm, 7 ns, 10 Hz	0.6 J/cm <sup>2</sup>	8 J/cm <sup>2</sup>	0.6 J/cm <sup>2</sup>	8 J/cm <sup>2</sup>	0.6 J/cm <sup>2</sup>
532 nm, 7 ns, 10 Hz	0.6 J/cm <sup>2</sup>	6 J/cm <sup>2</sup>	0.6 J/cm <sup>2</sup>	6 J/cm <sup>2</sup>	0.6 J/cm <sup>2</sup>
266 nm, 7 ns, 10 Hz	0.5 J/cm <sup>2</sup>	1 J/cm <sup>2</sup>	0.5 J/cm <sup>2</sup>	1 J/cm <sup>2</sup>	0.5 J/cm <sup>2</sup>
<b>Maximum average power density <sup>f</sup></b>	10 W/cm <sup>2</sup>	600 W/cm <sup>2</sup>	10 W/cm <sup>2h</sup>	600 W/cm <sup>2</sup>	10 W/cm <sup>2</sup>
<b>PHYSICAL CHARACTERISTICS</b>					
<b>Effective aperture</b>	95 mm $\phi$	90 mm $\phi$	95 mm $\phi$	90 mm $\phi$	95 mm $\phi$
<b>Absorber</b>	MB	QED	MB	QED	MB
<b>Dimensions</b>	122H x 122W x 20D mm	125H x 127W x 25D mm	122H x 122W x 99D mm	125H x 127W x 104D mm	122H x 122W x 99D mm
<b>Weight</b>	0.78 kg	0.78 kg	1.2 kg	1.2 kg	1.2 kg
<b>ORDERING INFORMATION</b>					
<b>Available output options</b>	DB15, USB or RS-232	DB15, USB or RS-232	DB15, USB or RS-232	DB15, USB or RS-232	DB15, USB or RS-232
<b>Compatible stand</b>	STAND-D-233	STAND-D-233	STAND-D-443	STAND-D-443	STAND-D-443
<b>Product page</b>					

- a. Not exceeding maximum average power. Increasing pulse width increases the maximum measurable energy. The maximum measurable energy depends on the display or PC interface used. If your laser is close to the maximum, contact us to check your specifications.
- b. Calibration at 2.1 to 2.5  $\mu\text{m}$  is available on special request.
- c. Nominal value, actual value depends on electrical noise in the measurement system.
- d. Also available on special order: ELP (extra-long pulse) version.
- e. Excludes non-linearities.
- f. At maximum power.

Specifications are subject to change without notice