

QE65-MB

65 x 65 mm, 10 µJ - 200 J



KEY FEATURES

- > **MODULAR CONCEPT**
Increase the power capability of your detector:
2 different cooling modules
- > **LARGE APERTURE**
Effective aperture of 65 x 65 mm
- > **QED ATTENUATOR AVAILABLE**
 - Measure up to 5X higher energies
 - Available with optional calibration, all wavelengths between 532 & 1064 nm, or single wavelength
- > **LOW NOISE LEVEL**
10 µJ for the MB coating
- > **TEST TARGET INCLUDED**
With the MB models

OUTPUT OPTIONS

- > **SMART INTERFACE**
Containing all the calibration data
- > **integra ALL-IN-ONE-METER**
Connects directly to a PC
Three models available:
 - USB output (-INT)
 - RS-232 output (-IDR)
 - USB with external trigger (-INE)

COMPATIBLE DISPLAYS & PC INTERFACES



MIRO ALTITUDE



MAESTRO



U-LINK



M-LINK



S-LINK

ACCESSORIES



Stand with delrin post
(200428, For -S model)



Stand with delrin post
(201284, For -H model)



DB15 to BNC adaptor



QED-65 attenuator








Pelican carrying case

QE65-MB

Specifications

CE NIST*
Traceable
*Also traceable to NRC-CNRC



	QE65LP-S-MB	QE65LP-S-MB-QED	QE65LP-H-MB	QE65LP-H-MB-QED	QE65ELP-H-MB
MAX MEASURABLE ENERGY ^a	25 J	200 J	25 J	200 J	50 J
MAX REPETITION FREQUENCY	100 Hz	100 Hz	100 Hz	100 Hz	20 Hz
EFFECTIVE APERTURE	65 x 65 mm	62 x 62 mm	65 x 65 mm	62 x 62 mm	65 x 65 mm
MEASUREMENT CAPABILITY					
Spectral range	0.19 - 20 μm	0.3 - 2.1 μm	0.19 - 20 μm	0.3 - 2.1 μm	0.19 - 20 μm
Calibrated spectral range ^b	0.248 - 2.1 μm	0.308 - 2.1 μm	0.248 - 2.1 μm	0.308 - 2.1 μm	0.248 - 2.1 μm
Maximum measurable energy ^a					
1064 nm, 150 μs	25 J	200 J	25 J	200 J	50 J
1064 nm, 7 ns	25 J	125 J	25 J	125 J	25 J
266 nm, 7 ns	20 J	35 J	20 J	35 J	20 J
Noise equivalent energy ^c	10 μJ	20 μJ	10 μJ	20 μJ	20 μJ
Max repetition frequency	100 Hz	100 Hz	100 Hz	100 Hz	20 Hz
Maximum pulse width (typical) ^d	0.7 ms	0.7 ms	0.7 ms	0.7 ms	5 ms
Calibration uncertainty ^e	$\pm 3\%$	$\pm 3\%$	$\pm 3\%$	$\pm 3\%$	$\pm 3\%$
Repeatability	< 0.5%	< 0.5%	< 0.5%	< 0.5%	< 0.5%
DAMAGE THRESHOLDS					
Maximum average power	12 W	30 W	40 W	90 W	40 W
Maximum energy density					
1064 nm, 150 μs , 10 Hz	1.2 J/cm ²	14 J/cm ²	1.2 J/cm ²	14 J/cm ²	1.2 J/cm ²
1064 nm, 7 ns, single shot	0.6 J/cm ²	16 J/cm ²	0.6 J/cm ²	16 J/cm ²	0.6 J/cm ²
1064 nm, 7 ns, 10 Hz	0.6 J/cm ²	8 J/cm ²	0.6 J/cm ²	8 J/cm ²	0.6 J/cm ²
532 nm, 7 ns, 10 Hz	0.6 J/cm ²	6 J/cm ²	0.6 J/cm ²	6 J/cm ²	0.6 J/cm ²
266 nm, 7 ns, 10 Hz	0.5 J/cm ²	1 J/cm ²	0.5 J/cm ²	1 J/cm ²	0.5 J/cm ²
Maximum average power density ^f	10 W/cm ²	600 W/cm ²	10 W/cm ² ^h	600 W/cm ²	10 W/cm ²
PHYSICAL CHARACTERISTICS					
Effective aperture	65 x 65 mm	62 x 62 mm	65 x 65 mm	62 x 62 mm	65 x 65 mm
Absorber	MB	QED	MB	QED	MB
Dimensions	92H x 92W x 20D mm	95H x 97W x 25D mm	92H x 92W x 99D mm	95H x 97W x 104D mm	92H x 92W x 99D mm
Weight	440 g	440 g	900 g	900 g	900 g
ORDERING INFORMATION					
Available output options	DB15, USB or RS-232	DB15, USB or RS-232	DB15, USB or RS-232	DB15, USB or RS-232	DB15, USB or RS-232
Compatible stand	STAND-D-233	STAND-D-233	STAND-D-443	STAND-D-443	STAND-D-443
Product page					

- a. Not exceeding maximum average power. Increasing pulse width increases the maximum measurable energy. The maximum measurable energy depends on the display or PC interface used. If your laser is close to the maximum, contact us to check your specifications.
 b. Calibration at 2.1 to 2.5 μm is available on special request.
 c. Nominal value, actual value depends on electrical noise in the measurement system.
 d. Also available on special order: ELP (extra-long pulse) version.
 e. Excludes non-linearities.
 f. At maximum power.

Specifications are subject to change without notice